

PediLoc[®]

Femur Locking Plating System



Provides superior fixation

Locking or non-locking screw options

Distally contoured femur plate

Anterior to Posterior bowed plate

Sizes ranging from 3.5mm 10-18 hole
and 4.5mm 12 – 20 hole



Features and Benefits

- AP bow and metaphyseal contour are anatomically appropriate for the pediatric femur
- Minimally invasive technique and innovative instrumentation allows for percutaneous insertion
- All plates will accommodate non-locking or fixed angle locking screws in every hole, providing a stable, locking construction while allowing for compression
- Broad selection of sizes accommodates a wider range of patients
- Provides increased stability over casting or flexible nails
- Facilitates quicker healing and return to function
- Simple and easy to use instrumentation


PediLoc® Locking Bowed Femoral Plates

- AP bow to fit the pediatric femur – ensures bicortical fixation in multiple planes
- Available in 3.5mm & 4.5mm in multiple lengths
- Minimal contact design of underside poses less interference with periosteum



PediLoc® Locking Contoured Femoral Plates

- AP bow to fit the pediatric femur – ensures bicortical fixation in multiple planes
- Metaphyseal contour – allows for more secure fixation distally
- Fixed angle screws remain parallel to the plane of the growth plate
- Available in 3.5mm & 4.5mm in multiple lengths



OrthoPediatrics, Children Are Not Just Small Adults, PediPlates, PediLoc, PediFlex, PLEO, PediNail, Scwire, and the Pedi logo are trademarks of OrthoPediatrics Corp.

OrthoPediatrics, Children Are Not Just Small Adults, PediPlates, PediLoc, Scwire and the Pedi logo are registered trademarks in the United States. The Pedi logo is a registered trademark in Australia and a registered Community Trade Mark.

